


Wintermemory

Step 1









Malvorlage bunt anmalen.

Step 2

Auf Pappe kleben und ausschneiden.



Denk dir weitere
Motive aus und
gestalte deine
eigenen Memorykarten.



Wintermemory

Step 1

Malvorlage bunt anmalen.

Step 2

Auf Pappe kleben und ausschneiden.

